

ASSISTANT VILLAGE ADMINISTRATOR/PERFORMANCE & INFORMATION SERVICES REPORT

#6b(i)

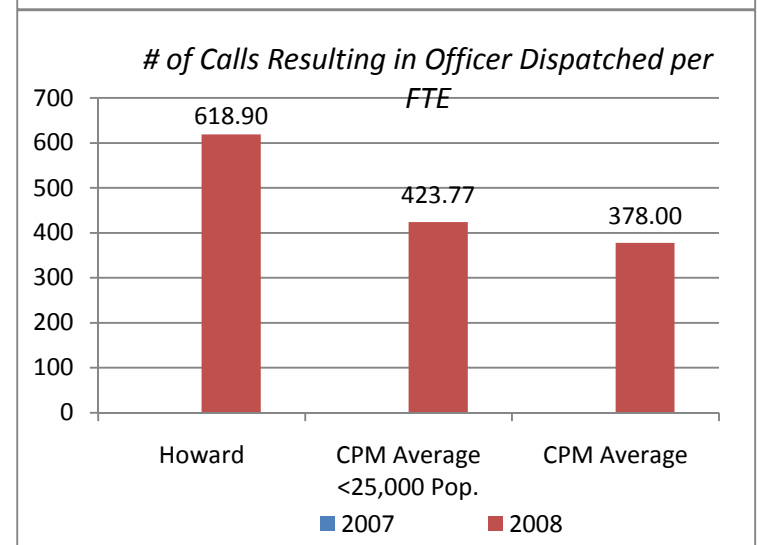
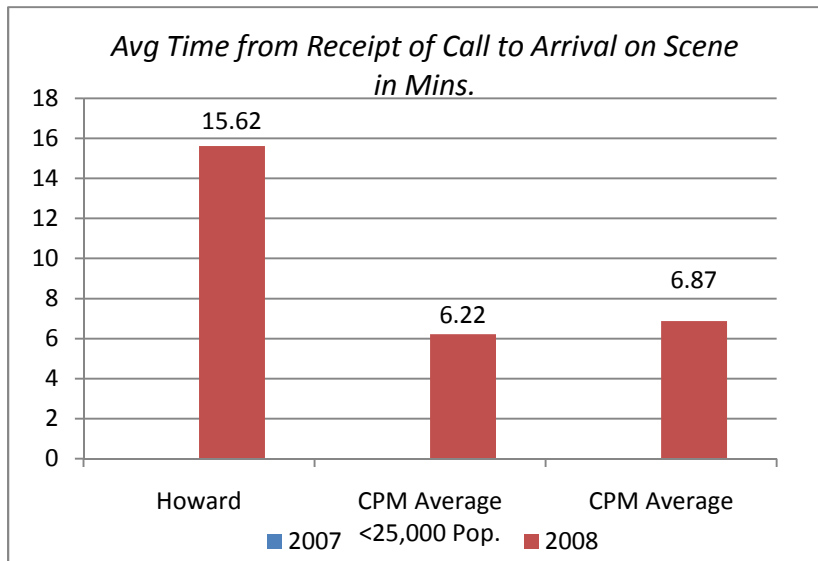
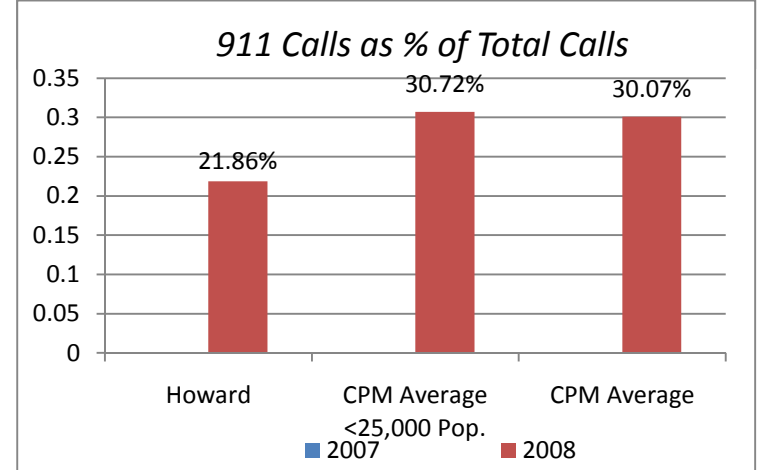
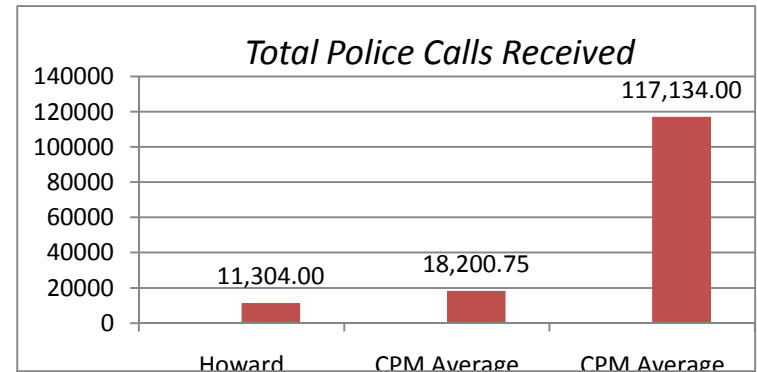
FY 2008 Police Performance Measurement Data Report

Police Calls

The graphs on this page depict call volume for the Village's Police Department. The graph at right shows the Police Department received 11,304 calls in 2008, which is lower than the national average. Of these 11,304 calls, 21.86% or 2,471 of these calls were 911 calls or emergency calls. Again, this is lower than the national average.

The graph in the lower right hand corner shows that Howard officers respond to more calls than their counterparts in other communities. Despite the fact we receive fewer police calls, individual officers are responding to more calls than the national average. This is due in large part to the fact that Howard has only thirteen full-time equivalent officers, whereas other communities our size have an average of thirty-nine full-time equivalent officers.

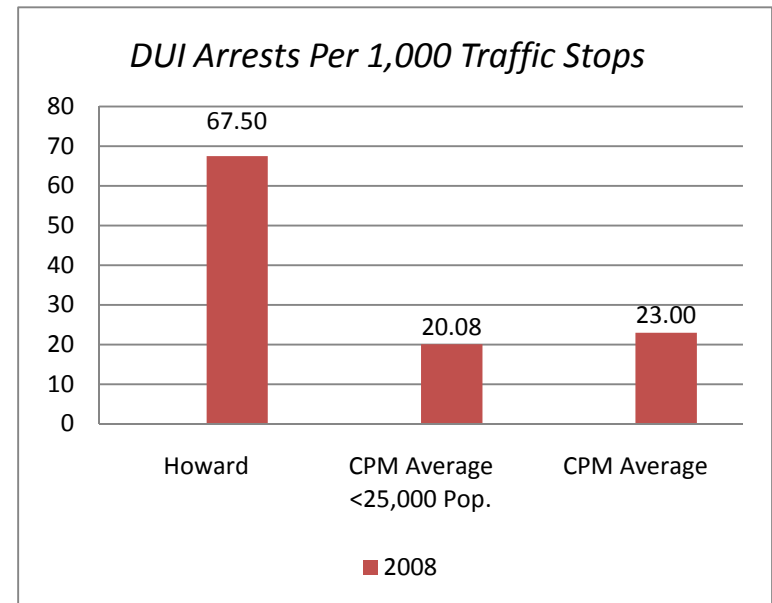
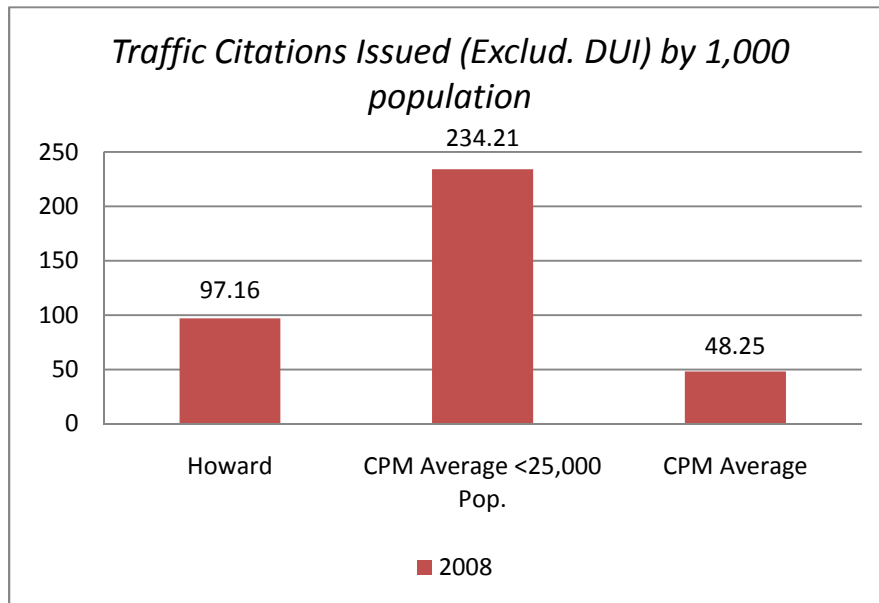
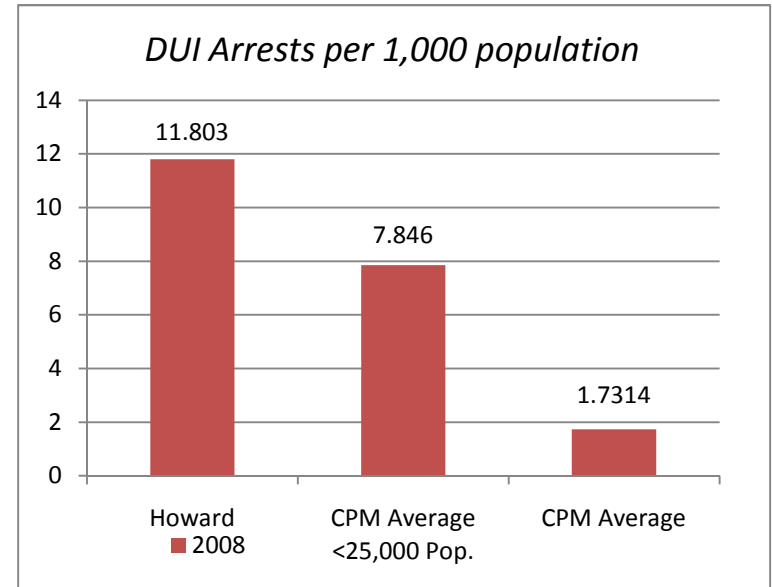
The graph below depicts the response time in minutes to police calls. Howard's response time is more than double the national average. The delayed response time is likely due to the number of full-time officers on staff, the number of calls each officer must respond to and the large geographic area of the Village of Howard.



Traffic Citations and DUI Arrests

The DUI graphs in the right column show the significant number of DUIs in the Village of Howard compared with similar sized municipalities and the CPM national average. For each 1,000 traffic stops, Howard police officers are issuing over three times more DUIs than other municipalities our size. In recent months the media has detailed this phenomenon in Wisconsin. The only other municipality participating in ICMA's Center for Performance Measurement is Merrill, Wisconsin. Merrill reported that they issue 11.45 DUI's per 1,000 population.

As the graph below indicates, Howard issues significantly fewer traffic citations (excluding DUIs) per 1,000 population than its comparable counterparts. Howard issues less than half of the number of citations than other municipalities of less than 25,000 residents. These smaller municipalities, however, issue more citations than the national average. In 2009, police officers were directed to focus on traffic violations. It is assumed that 2009 data will show an increased number of citations similar to that of municipalities our size.

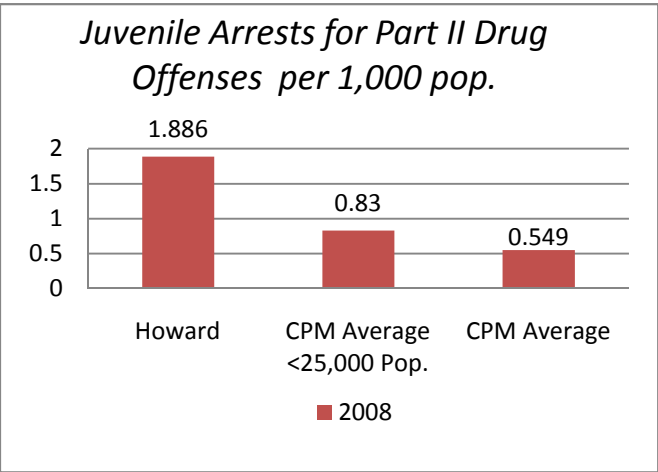
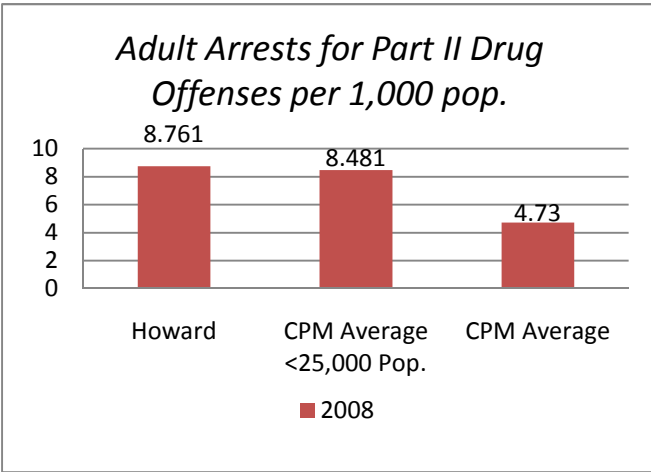
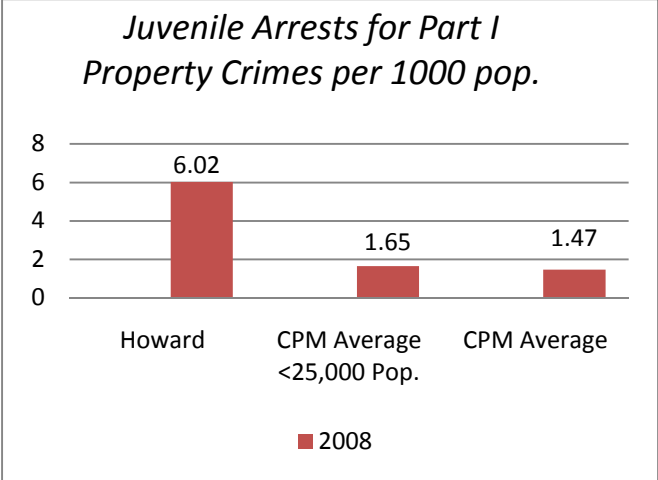
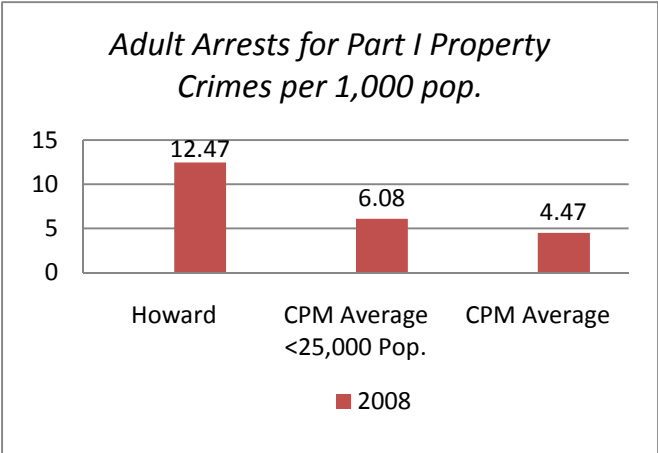


Adult and Juvenile Arrests

For Part I property crimes, Howard officers arrest two adults for every one adult arrested by comparable municipalities. When compared to the CPM national average, Howard arrests three times more adults. There are nearly 12.5 arrests for property crime per 1,000 residents in Howard. At the juvenile level, property crime arrests are nearly four times more prevalent than comparable municipalities and CPM national average. For each 1,000 Howard residents, roughly 6 individuals per 1,000 population were arrested for a Part I property crime in 2008.

There were 8.8 adult Part II drug offense arrests per 1,000 population in 2008. Other municipalities with less than 25,000 residents had similar output with 8.5 arrests. Juvenile arrests for Part II drug offenses in Howard were significantly higher than comparable municipalities. The Village of Howard had 6 juvenile arrests per 1,000 population in 2008 while other small municipalities had only 1.65 arrests per 1,000 population. For juvenile Part II drug offense arrests, comparable municipalities were very close to the CPM national average.

I spoke with Officer Dagneau and he indicated the reason our arrests are higher than the national average is because in 2008 the police were targeting these types of crimes. In fact, Officer Holsbach received "Officer of the Year" honors for his work relating to drug arrests. Officer Dagneau stated the directed enforcement program is serving its purpose because they are identifying the most eminent threats to safety and quality of life in Howard and taking the necessary measures to address and resolve these problems. Staff will be monitoring these arrest numbers closely to determine if the number of arrests decreases in 2009 as the officers were directed to focus more on traffic.



Clearance Rates

Like the property and drug arrests, the correlating clearance rates in Howard are also higher than both the comparable municipalities and CPM national averages. The percentage of Part I property crimes cleared was nearly 80% compared with the nearly 50% of similar municipalities. The CPM national average was even lower in 2008.

The percentage of Part I violent crimes cleared is only slightly lower in Howard than in similar communities. The Village of Howard clears roughly 7% less of violent crimes than its municipal counterparts with populations less than 25,000. Smaller communities, based on the overall CPM data, clear more violent crimes than the national average.

Overall, crimes in Howard are cleared more than similar municipalities and the national CPM average.

